

## Tactical Vignette 97-2

# “Ambush at Dogwood Crossing”

### Situation

**Terrain** (see Fig. 2, Battalion graphics)

**Obstacles** - Dogwood Creek is a natural obstacle which will restrict tactical movement because it offers only three fording sites within the area of operation.

**Avenues of Approach** - Axis California is a high speed avenue of approach that will allow maneuver to be masked by the high ground nearby and the wood line to the east of CP 5. Route Kayla is a dismounted avenue of approach that provides outstanding cover and concealment up to CP 6. Occupation of CP 6 will allow dismounts to engage suspected enemy armored vehicles to their flank, causing disruption to the enemy COA.

**Key Terrain** - Dogwood Creek is key terrain since the creek can restrict or impede friendly maneuver. The ridge line on PL Yorktown is key terrain because it affords outstanding observation to the north, which will provide an advantage to friendly or enemy forces.

**Observation and Fields of Fire** - The ridge line along PL Yorktown provides great observation and fields of fire because it is the high ground that dominates the terrain within the area of operation.

**Cover and Concealment** - The high ground near CP 5 and the wood line to the east of CP 5 provide great cover and concealment as friendly forces maneuver along Axis California.

**Enemy.** The enemy is conducting a defense out of contact. The 13th MRD has deployed a forward detachment (MRB) ahead of the division to secure a key logistical site five kilometers north of PL Yorktown (airfield). The forward detachment has been establishing hasty fighting positions and protective obstacles for the last 24 hours in preparation for the arrival of the main body within the next 12 hours. Our task force (TF 1) will attack against an MRC (along PL Enterprise) that the forward detachment has deployed forward to provide early warning and to disrupt and attrit enemy forces that enter their engagement area. The MRC is currently at 70% strength. The MRC has been identified by a UAV that flew over their positions two hours ago. The defending MRC deployed a CSOP



2-3 kilometers forward of its main defensive belt (along PL Yorktown) to provide early warning and call for indirect fire to harass enemy maneuver. The CSOP is an MRP which is reinforced with a tank.

**Friendly.**

**Brigade**

**Mission:** 1st Brigade attacks in zone 230630SEP97 to destroy enemy forces vicinity OBJ Amanda in order to allow

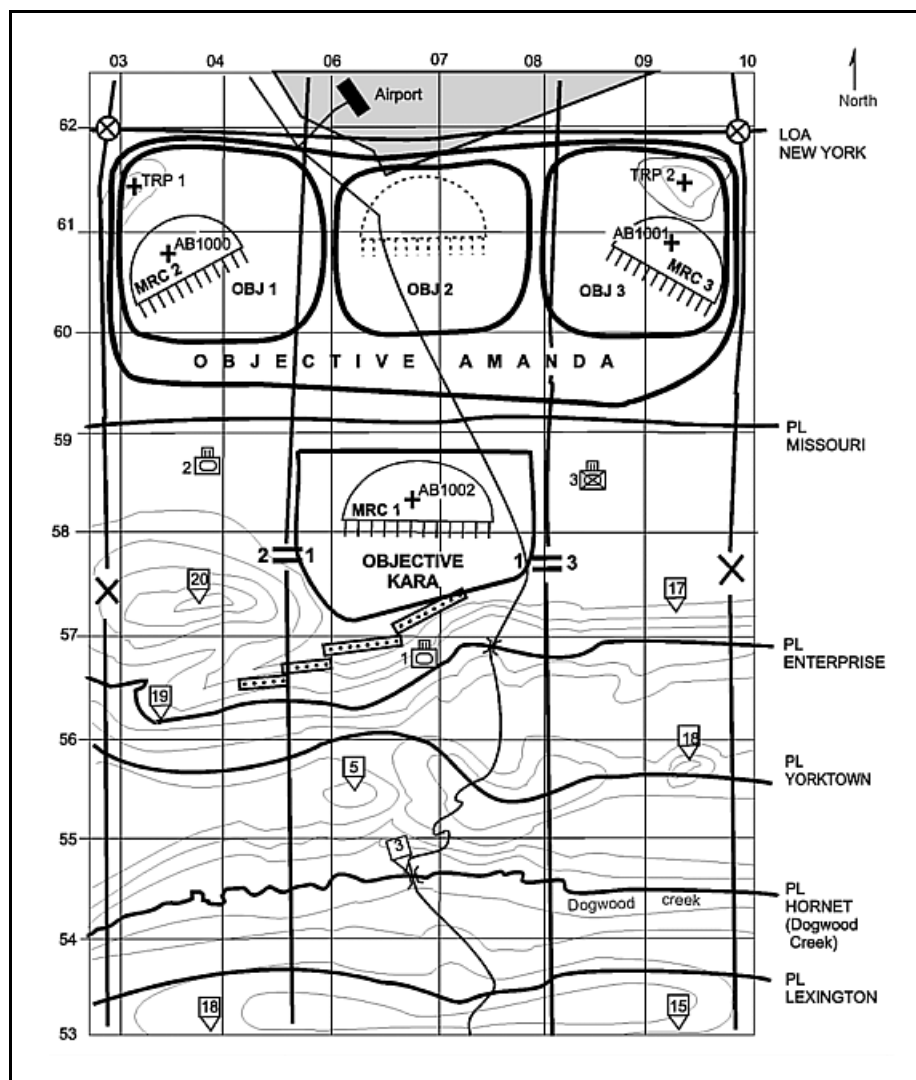


Figure 1. Brigade Graphics.

2nd Brigade (the division's main effort) to maintain freedom of maneuver as they attack north to seize key logistical site vicinity OBJ Brittany.

**Intent:** (Purpose) The purpose of this attack is to allow 2nd Brigade to attack north maintaining freedom of maneuver to seize the airport vicinity of OBJ Brittany. The airport allows the division to provide more responsive logistical support within the area of operation. We will accomplish this mission by conducting an attack with three TFs attacking abreast, enveloping enemy forces from the east and west. This will prevent the enemy from massing fires, forcing him to fight in three directions.

**(End state).** At end state, enemy destroyed in zone vicinity OBJ Amanda allowing 2nd Brigade to maintain freedom of maneuver as they attack north to seize OBJ Brittany (see Figure 1. Brigade Graphics).

**Tasks to Maneuver Units:**

**TF 1 - Task:** Seize OBJ Kara

**Purpose:** allow 1st Brigade to maintain freedom of maneuver to destroy enemy forces vicinity OBJ Amanda.

On order, continue the attack north to destroy enemy in zone to LOA New York

Responsible for triggering brigade artillery target AB1002. Priority of artillery up to PL Enterprise

**TF 2 - Task:** (Brigade main effort) Seize OBJ (Amanda #1)

**Purpose:** To protect 1st Brigade's western flank

Responsible for triggering brigade artillery target AB1000. Priority of artillery at PL Enterprise

**TF3 - Task:** (brigade supporting effort) Seize OBJ (Amanda #3)

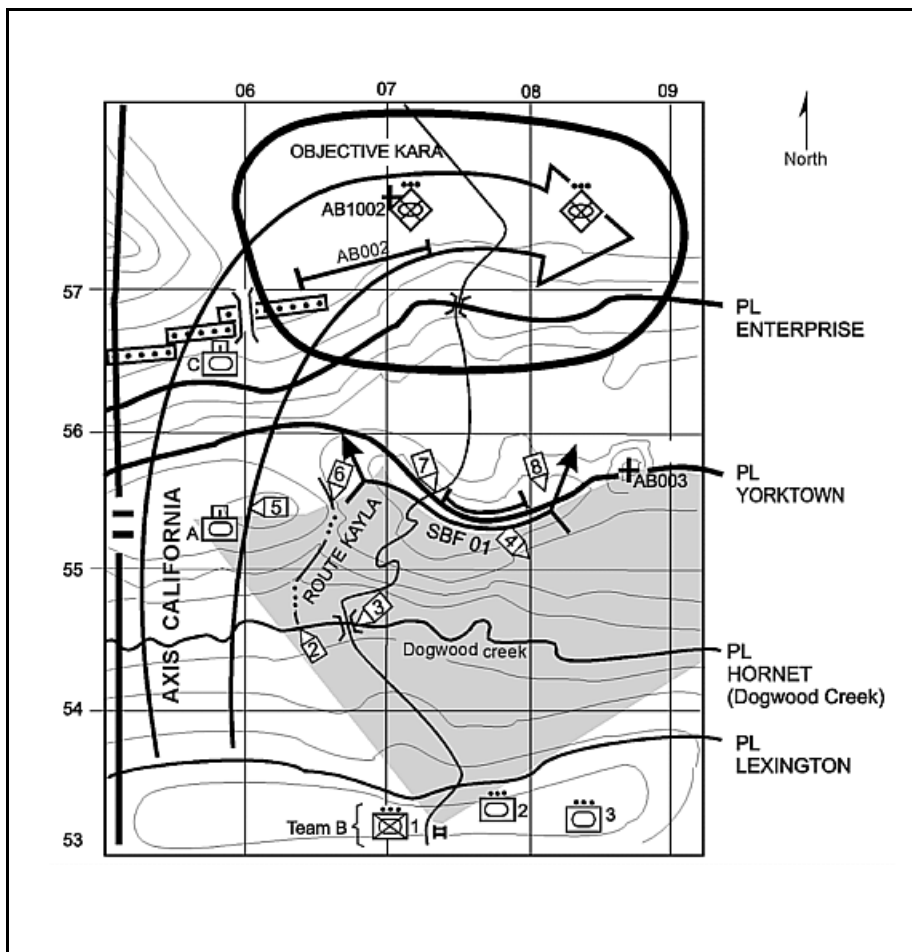
**Purpose:** To protect 1st Brigade's eastern flank

Responsible for triggering brigade artillery target AB1001

**Task Force 1**

**Mission:** TF 1 attacks in zone along Axis California 230630SEP97 to destroy enemy forces vicinity OBJ Kara in order to allow 1st Brigade to maintain freedom of maneuver and maximize its combat power as it attacks to destroy enemy forces vicinity OBJ Amanda. On order, continue to attack north to LOA New York, destroying enemy forces in zone.

**Intent:** (Purpose) The purpose of our attack is to destroy enemy forces in zone. This will allow 1st Brigade to maintain freedom of maneuver and maximize its combat power as it attacks to destroy enemy forces vicinity OBJ Amanda. We will accomplish this mission by conducting an attack enveloping



**Figure 2. Battalion Graphics.**

enemy MRC 1 from the west. (End state) At end state, OBJ Kara has been seized, and TF conducting consolidation and reorganization operations in preparation to continue the attack north to LOA New York.

**Tasks to Maneuver Units:**

**TM A - Task:** (TF main effort) Seize OBJ Kara.

**Purpose:** Prevent MRC 1 from attacking into the flank of TF 2 or TF 3

Assault force during TF breaching operations

Responsible for firing one green start cluster at PL Enterprise to signal TM B to lift fires

Responsible for triggering artillery targets AB1002 and AB002

Priority of fires at PL Yorktown

Accept one tank platoon from TM C to maximize combat power to seize OBJ Kara, effective immediately

**TM B - Task:** Support by fire

**Purpose:** To suppress enemy forces on OBJ Kara in support of TM A's attack

Occupy terrain vicinity SBF 01, which will provide effective suppressive fires on eastern MRP

Lift your fires as TM A fires one green start cluster as they pass PL Enterprise Support force during TF breaching operations

Responsible for triggering mortar targets AB001 and AB003

Initial priority of fires up to PL Yorktown

**TM C - Task:** Breach

**Purpose:** To clear a lane for TM A's attack to seize OBJ Kara

Attached assault and obstacle platoon effective immediately

Responsible for identifying point of breach

Detach one tank platoon to TM A effective immediately

**Company Situation**

You are the commander of TM B (tank heavy). Your team is attacking in zone as part of a three-team task force attack. TM B is the support force. You are responsible for establishing a support by fire position (SBF 01) to suppress the enemy MRP on the eastern side of OBJ Kara. You have priority of mortar sup-

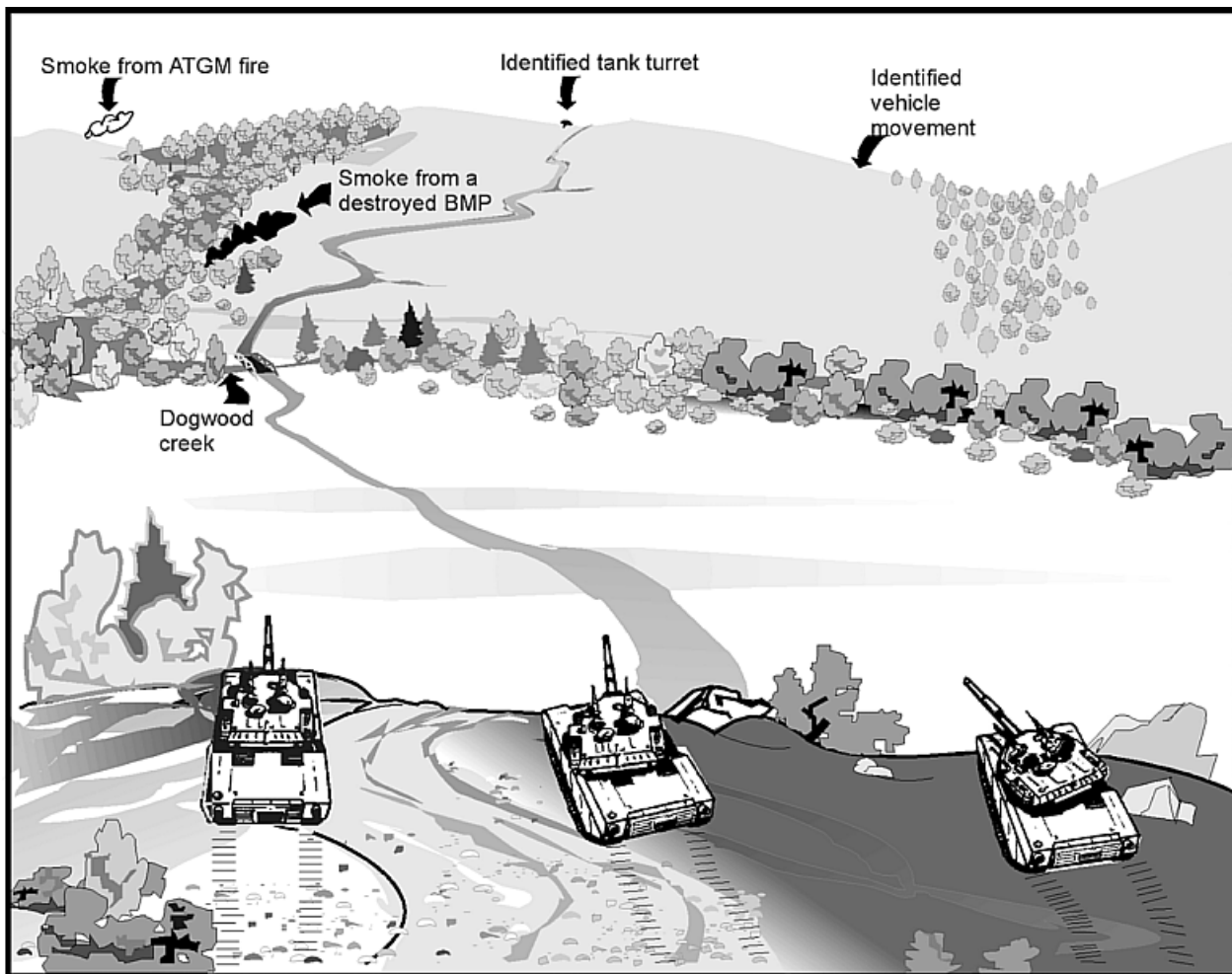


Figure 3. Commander's view from his turret (Area visible from turret is shaded in Figure 2).

port throughout this operation and are responsible for triggering AB001 and AB003. Your team has just deployed along PL Lexington in anticipation of contact with the enemy CSOP (see Figure 2. Battalion Graphics).

You direct that 2nd platoon (tank) and 3rd platoon (tank) establish an overwatch while 1st platoon (mech) bounds forward towards CP 2. You direct 1st platoon to focus its observation from CP 5 to CP 3, 2nd platoon from CP 6 to CP 7, and 3rd platoon from CP 7 to CP 8. During 1st platoon's bound, they receive fire, and 2nd platoon reports seeing a signature from a firing BMP east of CP 5. As the team continues to develop the situation, it conducts the following actions and gains the following information:

3rd platoon conducts a reconnaissance by fire and reports a vehicle moving vicinity of CP 8.

2nd platoon initially identified a tank turret west of CP 7; the tank has since backed down into a defilade position, leaving only its antennae visible. The platoon additionally identified and destroyed a BMP vicinity NX065550 (see Figure 3. Commander's View from Turret).

### Requirements

In five minutes or less, choose a course of action and issue a FRAGO. The end

state of the COA must have the remaining enemy to your front destroyed and have the company team arrayed to conduct its support-by-fire position task. Readers wanting to submit their solutions to the scenario should provide the following: fragmentary order to the company team, the rationale behind the decision, and a sketch of your COA. Mail your solution to ARMOR, ATTN: ATZK-TDM, Fort Knox, KY 40121-5210, or send your solution by e-mail to:

ThompsonM@ftknox-dtdd-emh5.army.mil

### In the next issue of *ARMOR*...

In the January-February issue, we will include some of the solutions sent in by readers to the September-October issue tactical vignette, "The Battle of Durango Valley," along with the author's proposed solution. Suggested solutions for this vignette will appear in the March-April issue. - Ed.