

FORT MOORE
LOGISTICS READINESS CENTER (LRC)
FORT MOORE, GEORGIA SUPPLY AND SERVICES DIVISION
INSTALLATION SUPPLY SUPPORT ACTIVITY (ISSA)
EXTERNAL STANDARD OPERATING PROCEDURE

BUILDING 6, MELOY HALL

6650 BURR STREET

FORT MOORE, GA 31905

PHONE: 706-545-1716

FAX: 706-545-5134

Effective: 09 October 2015

Revised: 18 March 2024

2019 Annual Review:	<u>14 May 19</u> (Date)	<u>GG</u> (Initials) LB
2020 Annual Review	<u>09 Sept 20</u> (Date)	<u>DJJ</u> (Initials)
2021 Annual Review	<u>09 Sept 21</u> (Date)	<u>LFK</u> (Initials)
2022 Annual Review	<u>23 Mar 22</u> (Date)	<u>LKF</u> (Initials)
2022 Annual Review	<u>09 Nov 22</u> (Date)	<u>LKF</u> (Initials)
2023 Annual Review	<u>11 May 23</u> (Date)	<u>LKF</u> (Initials)
2024 Annual Review:	<u>19 Mar 24</u> (Date)	<u> </u> (Initials)

This SOP has been approved for use, Lee K. Franklin

FRANKLIN.LEE.KE
LLY.1121718096
6
Date: 2023.05.11 13:43:13 -04'00'

Supply Services Division Chief, LRC

Installation Supply Support Activity (ISSA)

Purpose	2
Applicability	2
Roles and Responsibilities	2
References	2
Definitions/Abbreviations.....	3
Reconciliation Procedures	4
Requesting Procedures	4
Pick Up Procedures	5
Dedicated Shipments.....	6
Property Book Non-Expendable.....	6
Turn-In Procedures.....	6
Depot Level Repairable (DLR).....	7
Product Quality Discrepancy Report (PQDR).....	8
Packing and Crating Procedures	9
Stock Readiness Operations	10
Hazardous Material (HAZMAT) Receiving of Hazmat.....	12
Appendix Listing.....	13
Appendix A. Sample DA Form 1687	14
Appendix B. Sample Reconciliation Cover Letter.....	15
Appendix C. Sample of Document Purge Memorandum.....	16
Appendix D. Manually Submitted DA Form 2765.....	17
Appendix E. Sample of Delegation of Authority Memorandum for Contractors.....	18
Appendix F. Sample of Assumption Orders.....	19
Appendix G. Standard Price and Credit SOP	20-23

1.0 PURPOSE

1. To establish and maintain an effective external standard operating procedure for requisitioning, turn-in and issue Class II, III(P), IV, VII and IX items of supply. The procedures and requirements outlined in this SOP are mandatory for all customers units supported by the Logistics Readiness Center Installation Supply Support Activity (ISSA). Additionally, this SOP is to establish customer unit procedures and guidelines for obtaining supply items and other support services from the ISSA. When ISSA customer units follow the procedures and guidelines contained within this SOP, ISSA will be able to provide expeditious, efficient, and consistent customer service.

2.0 APPLICABILITY

Procedures reviewed in this external SOP apply to all customers of the Installation Supply Support Activity.

3.0 ROLES & RESPONSIBILITIES

- **ISSA Responsibilities:**
 - Request, receive, store and issue Class II, III(P), IV, VII, IX supplies.
 - Receive and sign for all incoming supplies.
 - Store supplies until issue to the customer.
 - Issue all supplies to appropriate customer.
 - Retrograde items to the respective Life Cycle Management Command (LCMC) when required.
- **Accountable Officer Responsibilities:**
 - Maintain a formal set of property accounting records that show the item identification, gains, losses, on- hand balances, and the conditions and locations of all property assigned to the property account, as per Army Regulation (AR) 735-5 and (AR) 710-4.
 - Refer to AR 735-5 and AR 710-4 for additional responsibilities.
- **Customer Unit Responsibilities:**
 - Comply with the policies, procedures and responsibilities outlined in this SOP, applicable Army Regulations (such as AR 710-2 AR 710-4, and AR 725- 50), and Army Sustainment Command Pamphlet 740-1 regarding requisitioning, handling, storing, accounting for, turning-in, and exchange of reparable item(s).
 - Contact the ISSA Supervisor, Assistant Supervisor, or the Accountable Officer when confronted with problems or questions that cannot be resolved or answered by staff.
 - Provide adequate government vehicle and manpower, necessary to pick up and safely transport item(s). Each customer is responsible for properly securing the load on the transport vehicle. Coordinate in advance with the ISSA for availability of any unique support.
 - Ensure authorized personnel are on site with proper Common Access Card (CAC) identification and updated DA Form 1687 or Contractor memorandum, along with Assumption of Command Orders or Appointment Memorandum on file, to handle all supply transactions. Commanders will not delegate or appoint contractor personnel on DA Form 1687 to sign for, turn in, or transfer government equipment or supplies. The KO, COR, or PA will sign a memorandum appointing the contractor with the specified responsibilities and designating the UIC and DoDAAC requiring support. Use either digital or ink signature on the memorandum. IAW AR 710-4; E-3.
 - Complete the Damage or Missing Parts Statements when required, to relieve Soldiers from financial liability for the damage of unserviceable items due to other than Fair Wear and Tear (FWT). Commanders specifically use these forms as a method of relief as outlined in AR 735-5. The use of either statement alone or together does not eliminate financial cost associated with the missing or damaged parts (i.e., the unit's DoDAAC will be billed for those items missing or damaged).

4.0 REFERENCE DOCUMENT(S)

- *AR 710-1, CENTRALIZED INVENTORY MANAGEMENT OF THE ARMY SUPPLY SYSTEM*
- *AR 7102, SUPPLY POLICY BELOW THE NATIONAL LEVEL*
- *AR 710-4, INVENTORY MANAGEMENT PROPERTY ACCOUNTABILITY*
- *AR 710-3, INVENTORY MANAGEMENT AND TRANSACTION REPORTING SYSTEM*
- *AR 710-28, STANDARD ARMY VALIDATION RECONCILIATION (SAVAR) PROCEDURES*
- *AR 725-50, REQUISITIONING RECEIPT AND ISSUE SYSTEM*
- *AR 735-5, PROPERTY ACCOUNTABILITY RELIEF OF RESPONSIBILITY AND ACCOUNTABILITY*
- *AR 735-11-2, REPORTING OF SUPPLY DISCREPANCIES*

- *AR 735-50, REPORTING OF ITEM AND PACKAGING DISCREPANCIES*
- *AR 740-26, PHYSICAL INVENTORY CONTROL*
- *AR 750-1, ARMY MATERIAL MAINTENANCE POLICY*
- *ARMY SUSTAINMENT COMMAND (ASC) PAMPHLET 740-1*
- *DA PAM 700-30, LOGISTIC CONTROL ACTIVITY (LCA) INFORMATION AND PROCEDURES*
- *DA PAM 710-2-2, SUPPLY SUPPORT ACTIVITY SUPPLY SYSTEM (MANUAL PROCEDURES)*
- *GCSS-ARMY ON-LINE END USER MANUAL*
- *DEFENSE LOGISTICS AGENCY SUPPLY DISCREPANCY REPORTING (WEB-SDR)*
- *AR-740-3, CARE OF SUPPLIES IN STORAGE.*
- *AR 702-7-1 REPORTING PRODUCT QUALITY DEFICIENCIES WITHIN THE U.S. ARMY*

5.0 DEFINITIONS/ABBREVIATIONS

- AESIP: Army Enterprise System Integration Program
- APSR: Accountable Property Systems of Record
- CAC: Common Access Card
- CRP: Central Receiving Point
- DoDAAC: Department of Defense Activity Address Code
- DLA (DS): Defense Logistics Agency-Disposition Services
- FWT: Fair Wear and Tear
- GCSS: Global Combat Support System
- IPBO: Installation Property Book Office
- ISSA: Installation Supply Support Activity
- LCMC: Life Cycle Management Command
- MRO: Material Release Order
- NAMI: Non-Army Managed Items
- NSN: National Stock Number
- OMA: Operations & Maintenance Army
- PBOs: Property Book Officers
- PD: Priority Designator
- PGR: Post Good Receive
- PGI: Post Good Issue
- POC: Point of Contact
- QDR: Quality Discrepancy Report
- RDD: Required Delivery Date
- RM: Resource Manager
- SALE: Standard Army Logistics Enterprise
- SCMC: Supply Category Material Code
- SDR: Supply Discrepancy Report
- SFTP: Secure File Transfer Protocol
- SLOC: Storage Locator
- SP&C: Standard Price and Credit
- TAC: Transportation Account Code
- ULLS-A: Unit Level Logistics System-Air

6.0 INSTRUCTION

6.1 General Information.

The mission of the ISSA is to provide Class II, III(P), IV, VII, IX supply support to all installation customers. The ISSA will also provide management and technical expertise necessary to allow adequate supply support for all installation customers. This is accomplished by providing the required supply items to the customer when requested. The goal of the ISSA is to ensure total satisfaction and a cooperative working relationship with all customers. Every effort will be made to satisfy all requests in a timely manner.

6.2 Location: 6883 Ivy Road, Building 9057, Ft. Moore, GA 31905

6.2.1 ISSA Department of Defense Activity Address Code (DoDAAC): W33BQ9

6.2.2 Storage Location (SLOC): AW11

6.3 ISSA Hours of Operation: Monday through Friday from 0800hrs to 1630hrs.

- 6.3.1 Walk-in requests from 0815hrs to 1500hrs upon approval, for deadline priority 02-03. Wave 2 customers will order through GCSS-Army.
- 6.3.2 Direct Customers and Tactical Supply Support Activity Shipments from 0815hrs to 1600hrs.
- 6.3.3 Lunch daily from 1200hrs to 1300hrs. For assistance during lunch hours, each section will have minimal personnel.
- 6.3.4 Units turning in without an appointment will receive service as time permits and are limited to 10 lines. Scheduled turn-in appointments will have priority service up to 100 lines.

7.0 POLICIES.

- 7.1 The ISSA is the primary source of supply for Class II, III(P), IV, VII, and IX supplies. ISSA personnel will provide all handling of Class II, III(P), IV, VII, and IX, including receipt, storage, issue, and turn-in of materials.
- 7.2 Accountable Property Systems of Record (APSR) as the mandatory method to perform automated supply transactions, such as Global Combat Support System-Army (GCSS-Army).
- 7.3 Global Combat Support System Army (GCSS-Army) is the supply system of record at the FBGA ISSA, IAW ALARACT 094/2014 (see Appendix B).
- 7.4 The ISSA uses GCSS-Army to receive, store, and issue supplies; it replaces all levels of Standard Army Retail Supply System (SARSS) used within the ISSA and echelons of Materiel Management (MM) across the Army.
- 7.5 Use of DA Form 1687 (Notice of Delegation of Authority), IAW AR 710-4. All units, activities, and Property Book Officers (PBOs) will prepare and submit a DA Form 1687 accompanied by assumption of command orders or appointment orders, to request, receive, and turn in supplies (see Appendix C). All contractors must have a valid Contractor memorandum signed by the KO.
- 7.6 **Use of DoDAAC.**
- 7.6.1 Customer units authorized support from this ISSA must have a DoDAAC through the Army Enterprise System Integration Program (AESIP). Customers should refer DoDAAC questions or requests for assistance to their DoDAAC coordinator.
- 7.6.2 Each customer unit is responsible for providing the DoDAAC for which they are authorized to execute transactions, ensuring it is loaded into GCSS-Army and supported by the ISSA.

8.0 PROCEDURES.

- 8.1 **Reconciliation Procedures:** Unit to ISSA reconciliations are currently required for some Wave 1 customers. The reconciliation provides the customer with a listing of all open activity records in document number sequence. For Wave 2 customers, reconciliation between the unit and the ISSA is obsolete as both the ISSA and unit operate within GCSS-Army. The ISSA will provide guidance for completing the GCSS-Army generated Customer Reconciliation Listing for supported Wave 1 customer units.
- 8.1.1 ISSA personnel will print out a copy of the Customer Reconciliation Listing on the last day of each month.
- 8.1.2 ISSA personnel will e-mail the Customer Reconciliation Listing to customers or customers may pick it up from the ISSA.
- 8.1.3 The Customer Reconciliation Listing will be accompanied by a copy of Reconciliation Cover Letter (See Appendix D).
- 8.1.4 The ISSA will ensure customer units comply with the policies and procedures outlined in this SOP. ISSA personnel will issue an instruction letter for specific procedures.
- 8.1.5 The ISSA will jointly resolve unmatched records with the customer units and ensure corrective actions are taken.
- 8.1.6 The ISSA will ensure each unit completes the reconciliation and validation process in a timely manner and will also coordinate and schedule a face-to-face reconciliation meeting with customer units when required.
- 8.1.7 Customer units must complete the reconciliation and validation process IAW AR 710-2/AR 710-4 and this external SOP.
- 8.1.8 Suspense date will be annotated on the Reconciliation Cover Sheet by the ISSA.
- 8.1.9 Prior to returning the reconciliation listing, the customer unit Company Commander, PBO, or other designated person must sign the reconciliation before it is returned to the ISSA.
- 8.1.10 Customer units will turn in the completed Customer Reconciliation Listing on or before the suspense date.
- 8.2 **Requesting Procedures:** The ISSA provides procedures for customer units to follow, to ensure

information provided on issue documents is accurate and can be processed thru GCSS-Army in a timely fashion.

8.2.1 Units must utilize AESIP/FEDLOG to determine the supply class of the item to be requisitioned. The Supply Category Material Code (SCMC) identifies what DoDAAC to use for the requisition.

8.2.2 Walk-in and High Priority Requests

8.2.3 Priority Designator (PD) 01-15 assigned to the supply request provides the means for expressing the importance of the units/activities requests for issue, in conjunction with the Required Delivery Date (RDD).

8.2.4 All requests for furniture (desk, chair, etc.) expendable or non- expendable must be processed through the Installation Property Book Office (IPBO).

8.2.5 Request for Class II, III(P), IV, VII and IX (to include non-controlled supplies) will be submitted through GCSS-Army.

8.2.6 Required Delivery Date "999" is used for NMCS requests requiring expedited handling originating overseas (or in CONUS organizations deploying within 30 days.) For all other NMCS or ANMCS requests, enter "N" for NMCS or "E" for ANMCS.

8.2.7 The Stock Control Section will assist the customer with their high priority request completion.

8.2.8 Walk-in and High Priority Requests are the exception and are not to be considered routine business. Walk-up service is limited to unanticipated items. Each fiscal year (normally starting 31 August to 30 September) additional requirements are put into place. During this time, NO walk-up requests will be done without the appropriate Resource Manager (RM) signature.

8.2.9 A walk-up must contain "N01" in the required delivery date and be dated within 2 days of the date the walk-up is issued.

8.2.10 Commanders or designated approving authority are responsible for ensuring that their units/shops do not abuse this process.

8.2.11 All walk-up requests must have budget approver signature IAW local command policy.

8.2.12 All signatures must have complete signature block.

8.2.13 Customer must complete DA Form 2765-1 and make five copies of the completed form to take to the unit's supporting ISSA.

8.2.14 Supporting ISSA will check stock and if zero balance the following procedures will take place:

8.2.14.1 Annotate the back of the first copy with the following information and return to the customer:

- 0 Balance
- Applicable ISSA SLOC
- ISSA clerk's signature

8.2.15 ISSA will confirm the person conducting the walk-up is on the signature card on file (Note: individual must be on a valid signature card for all supply transactions).

8.2.16 The ISSA will verify stock is on hand, issue the part to the customer, and input the transaction to GCSS-Army.

8.2.16.1 Request for Supply Status.

8.2.16.2 Manual customers may request status for their open records by contacting the ISSA.

8.2.16.3 Automated customers will receive status updates automatically through the GCSS-Army system.

8.3 Pick Up Procedures:

8.3.1 Customer must provide Government Owned Vehicle (GOV) transportation and manpower when necessary to pick up all parts available for issue at the ISSA. Customers are not permitted to use personal owned vehicles to transport parts or equipment.

8.3.2 Customer will verify all supply documentation and will conduct a joint verification of all Material Release Orders (MROs) and supply items with ISSA Issue Section personnel. If a supply item is damaged, missing, or the wrong item was sent; the unit must notify the ISSA Issue Section personnel immediately, to rectify the situation prior to signing for it. After the verification has been performed and the customer has signed for the supply item, the ISSA will not accept the supply items without following proper turn-in procedures.

8.3.3 If no documentation exists outside of the packaging, customers will check inside of package. If no paperwork is inside, notify the ISSA Issue Section personnel before leaving the ISSA.

8.3.4 All DD Form 1348-1A MROs will be completed with customer printed name, signature, and quantity received in block 10, in the space provided on the MRO. In compliance with audit readiness testing, Wave 2 customers are responsible for conducting the Post Good Receipt (PGR) IAW HQDA EXORD 223-17; once their supplies are manually signed for. ISSA Issue personnel will assist and encourage customers to PGR onsite and will assist in verifying a

- complete pick up via GCSS- Army process, VL061.
- 8.3.5** Customer must ensure that all supply items listed on the Delivery Due List are accounted for and verified before departure of the ISSA.
- 8.3.6** Customers will direct questions concerning serviceability, quantity, or shipment to the ISSA Issue Section personnel or ISSA Supervisor.
- 8.3.7** **Direct/Dedicated Shipments**
- 8.3.8** Customers receiving direct/dedicated shipments at the ISSA must ensure direct shipments from depots are accurate.
- 8.3.8.1** ISSA will not open or verify direct/dedicated shipments.
- 8.3.8.2** In case of a shortage or wrong supply item received, customer units must complete a Supply Discrepancy Report (SDR) and submit it to the Depot that issued the items. The customer will request the additional items, if required, using WEBSDR. Customer may request an account at <https://www.dla.mil/>.
- 8.3.8.3** The customer must take action to complete the SDR. The ISSA is not responsible for submitting the SDR under dedicated customer document numbers. ISSA will only assist units with technical information.
- 8.3.9** Customers receiving direct shipments to their location will ensure that a copy of all documents (i.e., DD Form 1348-1A/receipt documents) are processed, signed, and returned to the supporting ISSA within three working days for audit purposes.
- 8.3.10** **Property Book Non-Expendable:**
- 8.3.11** All incoming nonexpendable equipment with an ARC of "N" PA funded end items and components, are tracked, validated, and applied to the property book records by the installation property book officer or property book technicians. When nonexpendable material is received at the ISSA or CRP, it will be verified, inventoried, and PGR by the unit along with the IPBO supply technician oversight before the unit departs the ISSA. Items will be brought to record and added to the property book by IPBO, i.e. DD Form 250, DA Form 3161, or DD Form 1348-1.
- 8.3.12** **Non-supported Customer Receipts.**
- 8.3.12.1** Fielding Push-shipments: Push-shipments are supply items that are being fielded by a project manager. Items identified by unit will be picked up by the unit's supporting ISSA. For all other items, the appropriate representative will be contacted for release from the ISSA/CRP. In all cases, proper Common Access Card (CAC) identification and DA 1687 will be used as authorization to pick up supply items.
- 8.3.12.2** **Items shipped to Installation CRP (not to be processed through GCSS-Army):**
- 8.3.12.3** Customers having items shipped from other locations for maintenance to maintenance or other issues, should have the item shipped directly to the customer's maintenance/unit activity. If the customer elects to ship items to the ISSA, the following information must be provided to the ISSA:
- National Stock Number (NSN)
 - Quantity
 - Item name
 - Address it is being shipped from
 - Expected arrival date and tracking information.
 - Point of Contact (Name, Number, and email)
- 8.3.12.4** In the event items are received without any point of contact (POC) info or notification the shipment could be returned to sender.
- 8.4** **Turn-in Procedures:**
- 8.5** The ISSA Turn-In Section hours of operation are 0815-1500 hours, Monday-Friday. Customer serviceable and unserviceable turn-ins are allowed up to 100 lines with a scheduled appointment, and up to ten (10) lines without an appointment. All Wave 2 customers must use the GCSS- Army System when using an LSN or Material number that is loaded in the GCSS- Army system. A Wave 2 turn-in will have an Inbound Delivery (IBD) created to be process by the ISSA.
- 8.5.1** All items must be turned-in within ten working days of the creation of the document number.
- 8.5.2** ISSA personnel provide guidance and procedures to be followed by customer units to meet regulatory and mission requirements for timely and accurate turn-in of items.
- 8.5.3** For all CL II and CL VII Non-Expendable items identified for turn-in, the turn-in document must be signed by the PBO or designated representative identified on the signature card (DA Form

1687).The Primary hand receipt holder will complete DA Form 2765-1 and take to Property Book for a document number to turn-in using the IPBO DoDAAC, the unit/activity will take the property and documentation to building 9057 at designated date and time. All logbooks will be turned-in with the vehicle to include a full inventory of Basic Issue Items (BII) and authorized disposition instructions.

8.5.3.1 Vehicles and Large Wheeled Material Handling Equipment (MHE).

8.5.3.2 All equipment and supplies turned in to supply division will be clean with organizational maintenance complete in accordance with TM (Technical Manual) 38-103-19 ch.7 pg.14 para 7-2(a).

8.5.3.3 All items turned in will be accompanied by proper documentation, (i.e., DA Form 2407, DA Form 461 etc.) and other special documentation as needed.

8.5.4 Documents will be checked and edited for proper NSN, part#, recoverability code, etc. Documents should be stamped with serviceability code, and special handling code.

8.5.5 Examine property to ensure the same information is listed on the documents as well as equipment with the use of publications such as, FED LOG etc.

8.5.6 All property will be tagged with the proper DD Form 1577 condition code tag (i.e. yellow, green, etc.) the tag will contain:

- NSN/ Serial#
- Nomenclature
- Condition Code
- Unit of issue
- Signature of inspecting Authority

8.5.7 Technical inspection will be performed by the Maintenance Division and will be accepted by the processing personnel unless there is reasonable doubt that the equipment or material has been switched and does not meet serviceability criteria of Supply and Service Division.

8.5.8 All Basic Issue Items (BII) will be turned in with the vehicle along with its Technical Manual (TM) with a listing of the BII description.

8.6 Unserviceable Depot Level Repairable (DLR) Returns

8.6.1 In accordance with ALARACT 076/2019, dated R 311205Z OCT 19 and ASC OPORD 057-19, dated 021830Z OCT 2019, unserviceable depot level repairable returns will be turned in with a significantly reduced paperwork requirement. This reduction is designed to decrease pipeline time for these items.

8.6.2 DD Form 1348-1 is still required. As is DD Form 1577-2. If a drainage statement is required for the item, a statement certifying cleaning and drainage, the serial number of the item (if applicable), certifying officials name and contact information will be included on block 27 of the DD Form 1348-1.

8.6.3 Separate documents for missing parts, damage, drainage, FEDLOG, photos, or inspection forms are no longer needed as per the documentation above.

8.6.4 These changes apply to unserviceable depot level repairable item returns only.

8.7 Turn-in Procedures for FLAGS:

8.7.1 The unit must adhere to the guidelines listed in AR 840-

8.7.2 10. Before bringing the flag to Classification, you must have a certificate of destruction, disposition instructions, DA Form 2765- 1, and a turn-in document number issued by the Consolidated Installation Property Book Office at 11th Airborne Division Rd, BLDG 3115.

8.7.3 The Contractor shall coordinate demilitarization of items with DLA as required in disposition instructions. The flag will be mutilated as directed in the disposition instructions.

8.7.4 Most demilitarized items will be cut up. Certify demilitarization, prepare new turn-in documentation for the remaining scrap, and turn the scrap in to DLA with both the documentation for the demilitarized items and the scrap. When a unit is deactivated and is immediately activated with a new designation, the U.S. flag will be retained for use by the new organization.

8.7.5 The U.S. flag of inactivated TOE units will be forwarded with other authorized flags to the Commander, U.S. Army Center of Military History, ATTN: DAMH-MDH (Flag Mission), Anniston Army Depot, Anniston, AL 36201-5098 after disposition instructions are received from the Museum Division, U.S. Army, Center of Military History, ATTN: DAMH-MDC, 103 3rd Ave., Ft. McNair, Washington DC 20319-5058.

8.7.6 The flag should be tagged with the organization's official designation to ensure positive identification. It should be shipped in padded bags, boxed or rolled, and placed in a container.

Documents forwarded with the items or tags attached should be marked "Unit Deactivated."

8.8 Overage Reparable:

8.8.1 For Standard Price and Credit, a customer unit will pay full standard price for reparable/recoverable material with Operations and Maintenance Army (OMA) funds. When the supply item is turned into the ISSA, the customer unit will receive credit as per material listed in AESIP and/or FED LOG (see Appendix G). An item with a credit value is listed in AESIP with an Unserviceable or Serviceable Credit Value.

8.9 Product Quality Discrepancy Report (PQDR):

8.9.1 Units must submit the Product Quality Discrepancy Report (PQDR) through the appropriate item manager/automated website. Units should contact the Logistics Assistance Representative (CECOM/AMCOM etc.) if assistance is required to submit the PQDR. IAW AR 702-7-1.

8.9.1.1 After the unit receives disposition and shipping instructions from the item manager, unit will complete a turn in form (DD Form 1348-1A) in accordance with the disposition instructions.

8.9.1.2 Customer will bring the supply item, 6 copies of the DD Form 1348-1A, the disposition, and shipping instructions to the ISSA.

8.9.1.3 The ISSA will verify all documentation is correct and process the PQDR for shipment, IAW AR 702-7-1.

8.10 Damaged or Missing Statement:

8.10.1 Customer must ensure the Damaged or Missing Parts Statement is provided to the ISSA at the time of turn into account for unserviceable items due to other than FWT.

8.11 Drainage Statement:

8.11.1 Items containing fluids must have a drainage statement and will be properly classified and identified IAW AR 710-2 with NSN manufacturer's part number, unit of issue, and price as listed in AESIP and/or FED LOG. All parts must be cleaned.

8.11.2 Turn-in Procedures for Sensitive Items: All weapons and COMSEC items must be turned into the ISSA Arms Room. In addition, any Radiation Testing and Tracking System (RATTS) items must have corresponding transactions recorded into WEBUIT.

8.11.3 All items categorized as sensitive items based on Controlled Item Inventory Code (CIIC). This code identifies items which require special controls, and which could be stolen and/or used in civil disturbances.

8.11.4 CIIC items are immediately inventoried. The unit will take the item or item parts, the DA Form 1577, and the DA Form 2765- 1 to the Physical Security Unit (PSU) at Building 9057 for authentication.

8.11.5 The PSU will validate and approve the customer's documents, the customer will take the weapons and documents to Sensitive Item Section.

8.11.6 Weapons must be free of dirt, mud, and water. Attachments not a part of the NSN, etc., must have the weapon's manual if applicable. An internal must be filled out with all serial numbers clear and legible.

8.11.7 If a customer has more than 50 weapons, an appointment will need to be made.

8.11.8 If the weapon is damaged, a statement will accompany the weapon. All weapons must be tagged according to a Condition Code and all documentations will be verified for accuracy before processing.

8.11.9 Reclamation OCIE (CIF/CIIP):

8.11.10 Turn-in Procedures for Code "B" OCIE clothing, applies to personnel with less than six (6) months of service upon discharge from the United States Army, Army Reserve, National Guard, and AWOL individuals.

8.11.11 A computerized copy of the DA Form 3645, from CIIP (Central Initial Issue Point) or the units copy showing the authorization and issued quantities CIIP will follow the abstracted SOP from Defense Reutilization Management Office dated 4 April 2004, which clearly states the guidance of textile and clothing turn-in.

8.11.12 A completed copy of a DA Form 3161 with quantities in supply action blank.

8.11.13 Two (2) copies of soldier orders and DA Form 4187.

8.11.14 All paperwork must have two (2) copies, the original for the turn-in section, and the carbon copy for the unit.

8.11.15 ALL 8400 ITEMS ARE SEPERATED by size and the National Stock Number (NSN). For Example,

ACU Coats will be separate from ACU Trousers, sorted by size and placed in separate boxes. All other items shall be sorted in the same manner. These items of clothing contain infrared and spectral reflectance and will be processed IAW DRMO Standards.

8.11.16 Examples of items that pertain to textile or clothing turn-in are those with infrared material design or pattern. Army Combat Uniform (ACU):

- Coat, (ACU) with Permethrin
- Trouser, (ACU) with Permethrin
- Patrol Cap, (ACU)
- Army Physical Fitness Uniform (APFU)

8.11.17 Clothing that has been exchanged/swapped with another soldiers clothing will not be accepted as part of that individuals turn-in.

8.11.18 For medical purposes, all recoverable items will not be soiled. All clothing will be clean and free of dirt or mud (AR 700- 84, paragraph 2-3g).

8.11.19 Recoverable clothing will remain Government property and will be turned into the supporting activity upon discharge. (AR 700-84, paragraph 3-5d). Recoverable items are listed below.

8.11.19.1 Dress Blue Uniform:

- Coat, dark blue Poly/Wool (AB 450 or AB 451)
- Trousers Poly/Wool (AB 450 or AB 451)
- Shirt, white Poly/Cotton SS and LS Male (AW 521)
- Shoes, Dress tie-oxford patent leather Black
- Coat, black, all-weather double-breasted
- Poly/Cotton (AB 385)
- Gloves, black, leather

8.11.19.2 Operational Camouflage pattern (OCP):

- Coat, (OCP)
- Trousers (OCP)
- Cap, patrol (OCP)
- Boots, combat tan or color leather
- Gloves, black, leather

8.11.19.3 unisex Army Combat Uniform (ACU):

- Coat, (ACU) with Permethrin
- Trouser, (ACU) with

8.11.19.4 Permethrin Army physical fitness uniform (APFU):

- Jacket, running, black and gold, with Army logo
- Pants, running, black, with gold Army logo
- Trunks, running, black, with Army in gold
- T-shirt, black SS and LS with Army in gold
- Fleece cap, black

8.11.20 Enlisted soldiers will retain all non-recoverable items when discharged or separated from active or reserve duty service (AR 700-84, paragraph 12-1a). The individual is financially liable for all "recoverable" initial issue clothing that's lost, damaged, or destroyed through negligence or misconduct. Any "recoverable" lost, or damaged items will be accounted for through the use of a Statement of Charge (DD Form 362), Cash Collection Voucher, or Financial Liability Investigation of Property Loss (DD Form 200). This includes the Army Combat Uniform (ACU), and accessories to include the tan t-shirt, rigger belt, tan boots, patrol cap, and watch cap (PT). Units will adhere to the procedures outlined in AR 735-5.

8.12 Packing and Crating Procedures:

8.12.1 Customer Units requiring packing and crating services must first report to the Packing and Crating Section of the Transportation Section in building 9058.

8.12.2 All other customer/unit services will be provided on a reimbursable basis only. Reimbursement will cover funding for materials and labor (labor burden rate will apply).

8.12.2.1 If a funded Transportation Account Code (TAC) and valid ship to address are not provided by the material command, then the losing unit is responsible for providing funding for the shipment.

8.12.2.2 Documentation for this process should include the Funds Verification and Use Authorization form and a valid ship to address with POCs and phone number of gaining unit.

9.0 STOCK READINESS OPERATIONS

9.1 Stock Readiness-Receiving

9.1.1 Upon receipt of an item:

9.1.1.1 Examine the unit container label to determine if it has all the MIL- STD-129 required information and any additional required labels/markings (e.g. – ESDS warning, Method 50, and WPM).

- If not correct or complete, submit a Supply Discrepancy Report (SDR) documenting the labeling discrepancy, using the correct packaging discrepancy codes and sub codes, in the WEBSDR website (<https://www.transactionservices.dla.mil>).
- Relabel as necessary.

9.1.1.2 Visually examine the packaging of the item for defects, deterioration, and correctness.

- Look up the Army packaging requirement in the Packaging Tab in the Army Enterprise System Integration Portal (AESIP).
- Verify the packaging is correct based on the Army packaging requirement.

Ensure Long Life Reusable Containers (LLRCs) are received with a serviceable condition humidity indicator, 100% of the hardware properly installed, gasket is in good condition, and the LLRC is in a serviceable condition.

- If not correct or packaging is deteriorated, document the packaging discrepancy by submitting a SDR, using the correct packaging discrepancy
- Codes and sub codes, in the WEBSDR (<https://www.transactionservices.dla.mil>).

9.1.1.3 Remediate the packaging as necessary.

- Determine if SL items have the proper amount of SL remaining and are in their proper batch code w/r/t Type I or Type II items. Refer to SL Management section of SOP.
- If they do not have the proper amount of SL remaining, submit an SDR documenting the SL discrepancy.
- Downgrade the batch code if necessary.

9.2 Stock Readiness-Turn-in

Turn-in. The SSA's turn in section is responsible for receiving supplies turned to the supply system. These returns are known as turn-ins. Turn-in include unserviceable authorized property, Found on Installation (FOI), material returned by supported units and property book office (PBO) turned in by unit supply personnel with PBO authorization; unserviceable, recoverable repair parts; and all service able or unserviceable excess property.

9.2.1 Upon receipt of an item:

9.2.1.1 Examine the unit container label to determine if it has all the MIL- STD-129 required information and any additional required labels/markings (e.g. – ESDS warning, Method 50, and WPM).

- Relabel as necessary.

9.2.1.2 Visually examine the packaging of the item for defects, deterioration, and correctness.

- Look up the Army packaging requirement in the Packaging Tab in the Army Enterprise System Integration Portal (AESIP).
- Verify the packaging is correct based on the Army packaging requirement.

Ensure Long Life Reusable Containers (LLRCs) are turned in with a serviceable condition humidity indicator (if item has a serviceable condition code), 100% of the hardware properly installed, gasket is in good condition, and the LLRC is in serviceable condition.

- ESDS items turned in as Condition Code (CC) "A" must sustain original packaging. ESDS items that have incorrect, damaged, or deficient packaging are no longer in an issuable condition and needs to be classified as CC 'F', requiring a full technical inspection.
- Remediate the packaging as necessary.

9.2.1.3 Determine if SL items have the proper amount of SL remaining and are in their proper batch code w/r/t Type I or Type II items. Refer to SL Management section of SOP.

- Downgrade the batch code if necessary.

9.2.1.4 SSA's Responsibilities. Ensure thorough verification and inspection are conducted prior to accepting the turn-in, advise supported units of any discrepancies discovered during the process, process materials immediately upon accepting the turn-in, educate supported units on any changes made to the local SOP.

9.2.1.5 Items being turn-in going straight to DRMO must be banned and or shrink wrapped. The SSA staff will only receive it and have it shipped to Warner Robbins Air Force Base.

9.2.1.6 If items are address to the SSA, the items will be inventoried, before being signed for. Once inventoried, all items will be put back into its original container, sealed and shipped.

- 9.2.1.7** All Property Book items that are non-expendable (ARC-N) must have a Proposed Sourcing Decision from DST when turning in to the ISSA.
- 9.3** COSIS Process.
- 9.3.1** Visually and systematically inspect stored materiel to determine its condition and detect degradation, corrosion, damage, shelf-life (SL) expiration, and other deficiencies caused by improper storage or handling methods, extended periods of storage, improper packaging, or by the inherent deterioration characteristics of the materiel. Visually inspect materiel in storage for the following (but not limited to):
- Corrosion, damage, and degradation of the item
 - Proper packaging
 - Deteriorated packaging
 - SL
 - WPM Compliance
 - Proper storage conditions
 - Long life reusable container (LLRC) humidity indicators (at a minimum, on a monthly basis).
 - Condition of LLRCs and unit containers
 - Proper labels
- 9.3.2** Document any deficiencies found during COSIS Inspections by use of DA form 7790, COSIS Application, or the Stock Readiness Data Portal (SRDP) COSIS Activity.
- 9.3.3** Complete non-technical minor remediation's as necessary.
- 9.3.4** Schedule any major remediation's or technical inspections necessary. For complete details on COSIS, please contact ASC PSCC at usarmy.tyd.usamc.mbx.pt@mail.mil.
- 9.4** **Stock Readiness-Shipping**
- 9.4.1** Examine the unit container label to determine if it has all of the MIL- STD-129 required information and any additional required labels/markings (e.g. – ESDS warning, Method 50, and WPM).
- 9.4.1.1** Relabel as necessary.
- 9.4.2** Visually examine the packaging of the item for defects, deterioration, and correctness.
- 9.4.2.1** Verify the packaging is correct based on the Army packaging requirement.
- 9.4.2.2** If not, remediate as necessary.
- 9.4.3** Verify SL items have the proper amount of SL remaining and are in their proper batch code w/r/t Type I or Type II items. Refer to SL Management section of SOP.
- 9.4.3.1** Downgrade the batch code if necessary.
- 9.4.4** Ensure appropriate markings and Military Shipping label(s) is applied.
- 9.4.5** Ensure the proper documentation (DD Form 1348-1As, DD Form 1577s) accompanies the shipment.
- NOTE: If assets are being sent to DLA Disposition Services Sites (formerly Defense Reutilization Marketing Office (DRMO)), retain the item's LLRC for LLRC reutilization.*
- 9.5** **Shelf-life Management**
- 9.5.1** Determine if SL items are in their proper batch code w/r/t Type I or Type items.

unexpired Items		
SL remaining	Batch Code	Indication (all serviceable)
More than 6 months	A	Issuable
3 through 6 months (inclusive)	B	Issuable With Qualification
Less than 3 months	C	Priority Issue

After Expiration Date (based on age)		
SL remaining	Batch Code	Indication
Type I SL item	H	Unserviceable, Condemned
Type I or II SL item (assembly containing SL item(s))	F	Unserviceable, Repairable

Type II SL item (expendable item that requires test-restorative action)	J	Suspended, In Stock (pending inventory manager action)
---	---	--

- 9.5.2** Type I SL item is an item or material with a definite non- extendible period of SL (except for some medical SL items). This type of SL item has a manufactured date (cured date, assembled date, packed date [subsistence], etc.) and a specific expiration date.
Type II SL items have a manufactured date (cured date, assembled date, packed date, etc.) and a specified inspect/test date. This type of SL item may be extended over the initial specified use-life time after completion of visual inspection, certified laboratory test, or restorative actions. For an added reference, SL time periods and SL codes are addressed in DoD Manual 4140.27, V1, DoD Shelf-life Management Program, Program Administration.
- 9.5.3** If SL items do not have proper batch code, adjust IAW the above table.
- 9.5.4** If SL item is past its expiration date or past inspection/test date complete following, this does not apply to items in Service-life
- 9.5.4.1** Downgrade Type I, non-extendable, SL items from batch code A to B to C to H in accordance with the timeframes specified in Table 2-1, above. Once the item reaches its expiration date, the custodial site shall process it as indicated by AR 710-2.
- 9.5.4.2** Downgrade Type II, extendable, SL items from batch code A to B to C to J if needing testing. If past inspection/test date, determine if this item is acceptable for a SL extension by completing a visual inspection and/or laboratory test and access the Shelf-life extension system (SLES) to determine if extension has been granted.
- If the materiel requires a visual inspection, inspect it 6 to 7 months prior to the inspection/test date to minimize materiel migrating to a lower condition code (DD 1225 required).
 - If the materiel requires laboratory testing, 9 months prior to the inspect/test date, the custodial site shall first check if the materiel has been extended by accessing via Internet the Combined Quality Status Listing (QSL) and Materiel Quality Control Storage Standards (MQCSS) in the Shelf-life Extension System (SLES), <https://www.shelflife.dla.mil/>
 - If the QSL does not have any test results available, and the materiel requires laboratory test, the custodial site shall request disposition instructions from the owner in the SLES feedback section. iv. If determined item cannot be extended, downgrade to batch code H.
- 9.5.4.3** **Hazardous Material (Hazmat) Receiving of Hazmat**
- 9.5.4.4** Preliminary Inspection:
- 9.5.4.5** Prior to commencing the off-loading of cargo known to include hazardous materials, a preliminary inspection will be performed to detect damage that might have been caused during transit by improper loading, blocking, or bracing. Care will be taken to ensure leakage or spills of liquids, or solids are detected at this time. An indication of concealed damage is the presence of odors.
- 9.5.4.6** Should the preliminary inspection disclose actual or suspected damage, the conveyance will be closed, and receipt processing actions will be terminated immediately. The circumstances will be reported to the immediate supervisor who will take actions to report and resolve the matter IAW locally published procedures.
- 9.5.4.7** Identify Hazardous Material
- 9.5.4.8** Inbound hazardous materials will be inspected for piece count, evidence of physical damage, and identification verification. Receiving inspection should verify that the following information is available.
- National Stock Number (NSN) and Part Number (PN)
 - Contracting and Government Entity (CAGE)
 - Unit of issue
 - Quantity of material.
 - Shelf-life code (i.e., type I or II), expiration date or inspection/test date.
 - Safety Data Sheet (SDS)
 - Hazard Characteristic Code (HCC)

9.5.5 STORAGE, MAINTAINANCE AND ISSUANCE OF HAZMAT

9.5.6 Store and maintain hazardous materials IAW the segregation and separation chart shown in TM 38-410, Appendix C.

9.5.7 SDS must be readily available for each hazardous material.

9.5.8 Perform COSIS to ensure that hazardous materials items are always in a ready-for-issue condition IAW applicable DoD standards or other appropriate technical documentation. COSIS program actions include scheduled inspections of material in storage; properly identifying items; determining the adequacy of the storage environment, preservation, packing, and marking; inspecting shelf-life dates; and arresting all forms of deterioration that will adversely affect the end use of the item.

9.5.9 Select stock based upon SL criteria/FIFO principles for shelf-life items. For non-SL items, the policy is to use most efficient pick path thereby limiting the number of locations to pick.

9.5.10 Maintain required segregation of hazardous materials from time and point of issue until material movement to the packaging operation.

9.5.11 For more detailed guidance on HAZMAT management, storage, and transportation, refer to DA PAM 710-7, TM 38-410, Title 49 CFR and DTR, Part II, Chapter 204.

9.5.12 For more details on SL and SL management, refer to DoDM 4140.27-V1 and V2, and/or contact ASC PSCC at usarmy.tyad.usamc.mbx.pt@mail.mil.

9.6 Storage and Distribution

9.6.1 MHE will be appropriate, maintained and in good condition to support supply mission.

9.6.2 Automated Information Technology (AIT) equipment shall be available and functional to support receiving/turn-in, storage, inventory/location survey, and issue processes.

9.7 Storage of Items

9.7.1 Radioactive items shall be stored in a segregated area.

9.7.2 Pilferable, sensitive, and classified items shall be properly stored and have procedures in place to ensure security and accountability.

9.7.3 Safety clearances for material in covered storage does not exceed 18" up to and including 15 ft. high stacks, 36" for over 15 ft. stacks).

9.8 Storage Space Utilization

9.8.1 A storage planographs will be prepared and maintained.

9.8.2 A Storage Space Management Report (SSMR) should be prepared, maintained, and reported.

9.8.3 Vacant storage space can be recouped by having a re- warehousing program in place to maximize efficient space utilization.






9.8.4 Pilferable, sensitive, and classified items shall be properly stored and have procedures in place to ensure security and accountability.

9.8.5 Safety clearances for material in covered storage does not exceed 18" up to and including 15 ft. high stacks, 36" for over 15 ft. stacks).

9.9 Appendix Listing

- a. DA Form 1687 Notice of Delegation of Authority
- b. Sample Reconciliation Cover Letter
- c. Sample Document Purge Memorandum
- d. DA Form 2765-1
- e. Sample Contractor Memorandum
- f. Sample Assumption of Command Memorandum
- g. ASC Pamphlet 740-1 Excerpt (Standard Price and Credit)

APPENDIX A

NOTICE OF DELEGATION OF AUTHORITY - RECEIPT FOR SUPPLIES				DATE	
<i>For use of this form, see AR 710-4. The proponent agency is DCS, G-4.</i>				20240201	
AUTHORIZED REPRESENTATIVE(S)					
ORGANIZATION RECEIVING SUPPLIES Enter your Unit / Organization			LOCATION Enter your unit address		
LAST, FIRST, MIDDLE INITIAL	AUTHORITY		SIGNATURE AND INITIALS		
	REQ	REC			
Bracero, Andrew	Yes	Yes			
Nesha Nunez	Yes	Yes			
Banks, Tommsie	Yes	Yes			
Enter Names Only (Do not enter rank, position, etc)					
AUTHORIZATION BY RESPONSIBLE SUPPLY OFFICER OR ACCOUNTABLE OFFICER					
THE UNDERSIGNED HEREBY <input checked="" type="checkbox"/> DELEGATES TO <input type="checkbox"/> WITHDRAWS FROM THE PERSON(S) LISTED ABOVE					
THE AUTHORITY TO: To request, receive, and turn-in Class (Enter your authorized classes of supply) at Bldg 9057 and 9058.					
REMARKS					
Installation Supply Support Activity					
I ASSUME FULL RESPONSIBILITY					
UNIT IDENTIFICATION CODE Enter your UIC			DODAAC/ACCOUNT NUMBER Enter your DODDAC		
LAST, FIRST, MIDDLE INITIAL	GRADE	TELEPHONE NUMBER	EXPIRATION DATE	SIGNATURE	
Enter your Commander	Rank	Enter Phone #	20250306		

DA FORM 1687, DEC 2023

PREVIOUS EDITIONS ARE OBSOLETE.

APD AEM v1.00ES

Table E-1
Completion instructions (by block) for DA Form 1687

Block	Instruction
Date	Enter the calendar date the form is prepared.
Organization Receiving Supplies	Enter the name of the organization, and if prepared by an HRH to delegate authority to request or receipt for supplies enter the HR number or name of the section involved.
Location	Enter the name of the installation where the organization is located.
Name	Enter last name, first name and middle initial.
Authority Req/Rec	Enter the word "Yes" in this block for each person authorized to request or receive supplies. Otherwise, enter the word "No."
Signature and Initials	Authorize representatives will sign here in ink if digital signature is not used.
Undersigned hereby delegates to, withdraws from	Commander, HRH, responsible officer, or accountable officer delegating authority places an "X" in the appropriate block.
Remarks	Enter the SSA or other activity to which the form is being sent.
UIC	Enter UIC.
DoDAAC/Account Number	Enter DoDAAC/Account number.
Name	Enter last name, first name and middle initial.
Grade	Enter the grade of the person delegating authority.
Telephone Number	Enter the telephone number of the person delegating authority.
Expiration date	Enter the expiration date of the DA Form 1687. This date is determined by the person making the delegation. Do not set a date later than the date the person delegating authority expects to remain in the position of authority.
Signature	Person delegating authority digitally signs with CAC if handwritten (ink) signature is not used.

APPENDIX B

Sample Reconciliation Cover Letter



DEPARTMENT OF THE ARMY
XXX ARMY FIELD SUPPORT BRIGADE
LOGISTICS READINESS CENTER FORT XXXXXXX, ST Zip-Code

S: (SUSPENSE DATE)

ASCE-LRC-XXXX

DATE

DODAAC _____

MEMORANDUM FOR: Installation Supply Division Supported Customers

SUBJECT: Computing Customer Reconciliation (Recon) Percentages

1. Army Regulation 710-2, Section 1-21, Paragraph d (3) gives the exact formula to be utilized when computing customer recon percentages.

a. Document register (due-in) accuracy. This accuracy is measured by the percentage of open supply requests (due in) on the document register that match open SSA records during the monthly recon. It is expressed as a percentage and is calculated by dividing the number of open supply requests on the document register by the number of open supply requests on the record at the SSA and multiplying the answer by 100.

b. Example for computing recon percentages:

Number of records open on the unit's document register is 140	140.00
Number of records open on the SSA's recon is 165	165.00
Divide the number of records on the document register (140) by the number of records on the recon (165):	0.8484
Multiply by 100	84.8%

NOTE: Customers should not count those items that they have received towards the total records open at the SSA. The customer should annotate an "R" on the recon showing that they have received the item. This will enable the SSA to act accordingly. The following symbols will be used when completing the recon:

R – Items which have been received by the customer

C – Items for which the customer requests a cancellation

K – Items which had a previous cancellation request and the customer is requesting a follow-up

☐ – Items which are valid open requisitions

c. Number of open records on the unit's document register _____

d. Number of records open on the SSA's recon _____

e. Divide records on document register by records on recon _____

f. Multiply by 100 _____

Unit/Accountable Officer or Designated Representative _____

2. All units under 95% recon rate are required to schedule and perform a face-to-face appointment with the Stock Control Section.

3. POC for this memorandum is undersigned, XXXemail.civ@mail.mil, phone number XXX-XXX-XXXX, ext. XXXXX.

// Signature //
NAME of AO
GS-XX, USA

APPENDIX C

SAMPLE MEMORANDUM

UNIT HEADER

OFFICE SYMBOL

Date

MEMORANDUM FOR RECORD

SUBJECT: Request Document Purge

1. All documentation has been verified and/or adjudicated in accordance with the installation's Command Supply Discipline Program for each Purchase Order(s) listed.

2. Unit requests the following item(s) to be removed from the Overage Reparable Report for the following reason(s):

Reason for deletion descriptions:

Z1: Requisition deleted for cause

Z3: Request for increase in stock

Z4: Item was lost or destroyed

Z5: Item turned into another SSA

Unit SLOC	SSA SLOC	Net Days	Material	Qty	CIIC	DoD Doc Num	Description	UI	Purchase Req	Unit Price	Extended Price	Expected Credit	Reason for Deletion
OKBH	BXN1	6	012468118	1	U	W51HUU50011234	Connector, Receptacle	EA	1001818261	312.49	312.49	A	Z1
OKBH	BXN1	13	014215133	2	U	W51HUU50017890	Battery, Storage	EA	1001908515	312.49	624.98	F	Z1
OKBH	BXN1	22	014766101	4	U	W51HUU50012860	Battery, Storage	EA	1002018149	312.49	1249.96	A	Z4
OKBH	BXN1	34	014851472	4	U	W51HUU72350694	Battery, Storage	EA	1001977273	312.49	1249.96	A	Z4

Who: (Commander or delegated personnel) CPT John Doe

What: (Identify items by PR number) Purchase requisition 1001253220 and 1001254710

When: (All applicable date/time groups) Ordered on 1 Jan 19. SSA closure scheduled for 31 April 19.

Where: (Unit name and Military base) 123 Battalion, Rock Island Arsenal

Why:

- Z1: Request PR 1001253220 and 1001254710 be purged due to SSA closure. All documents have surpassed the 999 threshold and no credit is expected to be received by the unit. SSA closure documentation attached.
- Z4: Material number 014851472 purchase request 1001253829 and 1001253830 were lost during a training exercise on 1 Jan 19. Actions have already been taken in

accordance with AR 710-2 and AR 735-5 to document the loss or pending final actions. The initiated FLIPL is attached.

3. Point of contact for the information provided is XXXNameXXX and can be reached at XXXX.XXXXXX@mail.mil, or by phone at XXX-XXX-XXXX.

Unit Signature Authority
Signature Block

APPENDIX D

[illegible]

Figure 2-1. Sample of a DA Form 2765-1 as a request for issue

Table E-3
Completion instructions (by block) for DA Form 2765-1 as a request for issue

Block	Instruction
A	Enter the name and address of the SSA.
B	Enter the name and address of the requesting organization.
C	Blank
D	DOC Identifier
E	RIC To
F	Suffix
1	DOC Identifier
2	Routing Identifier
3	Modeling & Simulation
4	Enter the FSC.
5	Enter the NIIN.
6	Add
7	Enter the UI.
8	Enter the quantity.
9	Service Code
10	Requisitioner DoDAAC
11	Enter the Julian date.
12–16	Enter the DoDAAC.
12	Enter the document number's serial in the document register.
17	Fund Code
18a	Enter the proper EIC in block 18 or CCs 54–56. EICs are listed in the AEMM for most major end item NSN or material numbers but not for repair part NSN or material numbers. Use the EIC that identifies the major end item for which the request applies. For example, if the part is being applied to a radio which is installed on a truck, use the EIC for the radio, not the truck. If an EIC has not been assigned to the end item, leave the EIC blank.
18b	For a major end item request (as shown for block 18a), enter the type of requirement code (TRC) (see app E). Enter the code in the second and third positions of block 18.
19	Enter the project code if assigned; otherwise leave blank.
20	Enter the PD.
21	Enter RDD or leave blank. Enter "999" for NMCS requests requiring expedited handling originating overseas (or in CONUS organizations deploying within 30 days.) For all other NMCS or ANMCS requests, enter "N" for NMCS or "E" for ANMCS in the first position of block 21. Entries in the second and third position of block 21 may indicate short RDD. When used, enter the number of days within which the materiel is required.
22	Enter the proper advice code to give specific instructions to the SOS; otherwise leave blank (see app B).

APPENDIX E



DEPARTMENT OF THE ARMY
LRC INSTALLION SUPPLY SUPPORT ACTIVITY
6883 Ivey Road, Bldg. 9057
FORT MOORE, GEORGIA 31905-5000

AMIM-BEO-O

May 11, 2023

SUBJECT: Delegation of Authority Memorandum for Contractor Personnel:
Contract #:(Your Contract #)

1. References:
 - a. Code of Federal Regulations (CFR) 48, Section 1552.237-76 - Government - Contractor Relations, 1 October 2014.
 - b. Federal Acquisition Regulation (FAR) Parts 45, 48, and 51, 2019.
 - c. Army Regulation (AR) 710-2 (Supply Policy Below the National Level), 28 March 2008
 - d. DA Pamphlet (PAM) 710-2-1 (Using Unit Supply System (Manual Procedures)), 1 December 2016.
 - e. Fragmentary Order (FRAGO) 1 to Headquarters, Department of the Army (HODA) Execution Order (EXORD) 223-17, Army Auditability Plan, 30 April 2019
 - f. Memorandum, Deputy Chief of Staff, G-4 (DALO-SPA), 8 September 2014, Subject: Clarification to the DA Form 1687 signatory requirements.
2. Effective immediately, DA Form 1687 will not be used to delegate or appoint contractor personnel to sign for, turn-in, or transfer Government equipment or supplies.
3. The following personnel from **(Your Contractor)** are authorized to:
 - a. Request, Receive, and Turn-in **(Your authorized classes of supply)** from the Fort Moore Installation Supply Support Activity.
4. UIC/DODAAC: **(Your UIC/Your DODAAC)**
5. Authorized Personnel:
 - a. Andrew Bracero
 - b. Nesha Nunez
 - c. Slade Mae
6. Period: Until officially relieved
7. The point of contact for this memorandum is Andrew Bracero at (706) 545-5705 or andrew.j.bracero.ctr@army.mil

(Signature Block)
Name of Person in Charge
Job Title

APPENDIX F



REPLY TO
ATTENTION OF

DEPARTMENT OF THE ARMY
LRC INSTALLION SUPPLY SUPPORT ACTIVITY
6883 Ivey Road, Building 9057
FORT MOORE, GEORGIA 31905-5000

AMIM-BEO-O

MEMORANDUM FOR RECORD

SUBJECT: Appointment Orders / Assumption of Command

1. Effective (Date), (Person in charge), carries authority to sign as the Responsible Officer for DA 1687, Notice of Delegation of Authority for the Organization listed below:
 - a. **UIC:** Your UIC |
 - b. **DODAAC:** Your DODAAC
 - c. **Location:** Your Address
 - d. **Classes of Supply:** Your Classes of Supply
2. This memorandum for Appointment Orders supersedes all previous memorandum.
3. Period: Until officially relieved.
4. Effective Date: 7 March 2023.
5. The point of contact for this memorandum is Andrew Bracero at (706) 545-5705 or andrew.j.bracero.ctr@army.mil

(Signature Block)
Name of Person in Charge
Grade, Branch
Commanding / Job Title

APPENDIX G

Standard Price and Credit (SP&C) SOP

Overview: Prior to GCSS-Army conversion, units would self-generate a Turn-In Document to obtain credit for an item. Within GCSS-Army, a system generated turn-in document must match the system document for the organization to obtain credit for the item. This turn-in document is generated for every reparable item upon Post Goods Issue (PGI) to the customer, and it is the only document number the customer can use upon the turn-in of the reparable item to the SSA for GCSS- Army to automatically produce the match and provide credit.

Directive for SSA/EM/MM:

SSA Responsibilities:

- a. Generate the reparable issue report for the customers through the Business Objective (BI) report within the GCSS-Army system.
- b. Provide a list once a month of all reparable/recoverable items issued within the last 180 days to all supported customers. This notification will include required appropriate action for items turned-in within the 180-day period.
- c. Accountable Officers are responsible for ensuring the customer's signature authority on the removal memorandum is validated against that organization's appointment memo and DA Form 1687 on file. Accountable officers will maintain a copy of the unit's appointment memo, signature card and the memorandum requesting removal of items. Material managers removing items will maintain a copy of the memorandum.
- d. The only transactions that will be removed at the SSA level are transactions that are identified as Purchase Document Type ZRS.
- e. For any ZXS Purchase Requests, the SSA must remove the 1W value from the Advice Code field in a ZXS PR items when credit is expected.

Under 180 Days:

- a. Use the T-code ZOBUX to process the customer reparable turn-in upon verification that the customer's turn-in document number is matched against the GCSS-Army system document number. Failure to perform this verification prior to using the ZOBUX to clear the item, may keep the reparable item open in the system; if turn-in had a customer generated turn-in document number, GCSS-Army will not recognize the match within the system and generate a credit loss after 180 days.
- b. Credit is expected if a serviceable or an unserviceable Return (ZXS) PR that is determined to be shop stock is turned-in, and an issue or matching

backorder occurs within the 180 days. The SSA must remove the 1W value from the Advice Code field in the Return (ZXS) PR to request credit. The SSA must maintain documentation of the matching transactions and be prepared to provide documentation upon request.

Over 180 Days:

a. LRCs will identify and provide a list of all items over 180 days from the BI reparable report to all supported customers. The customer's signature authority, IAW DA Form 1687 on file at the LRC, will validate documentation as required in accordance with the Command Supply Discipline Program for each of the items, and will provide a memorandum of record with each of the Z Codes identified for each Purchase Order requesting the item to be cleared from the list. This memorandum will also include the unit's SLOC and LRC's SLOC. A copy of this memorandum will be provided to the ASC-DMC Supply Division's email: usarmy.RIA.asc.list.dmc-gcssa@mail.mil in order to clear the records from ZOBUX.

Army Field Support Brigade (AFSB) Responsibilities:

- a. Support Operations Officer (SPO) Representatives or equivalent must ensure the AFSB Commander is briefed on a weekly basis on the SP&C status of the LRC's maintenance facility to ensure all credits are not lost.
- b. Develop enforcement of Command Supply Discipline Program with Accountable Officers and supported organizations by turning in the required parts and documentation whether there is an expected credit or not.
- c. Review all responses from the maintenance facility representative and prepare notes for the AFSB Commander for the monthly Material Readiness Review briefing.

Materiel Management (MM) Responsibilities:

- a. Monitor reparable management turn-ins for each Force Element (FE) supported within the command to ensure compliance with local policy and Army publications.
- b. Report monthly on the outstanding reparable management turn-ins that are due to the SSA, the status of the expected credits, and the Customers that are not adhering to local policy or Army publications for reparable management turn-ins.
- c. Validate the supporting administrative removal documents.
- d. Enforce a segregation of duty (SOD) for the administrative removal of Return (ZRL or ZRX) PRs.
- e. Delete Return (ZRL or ZRX) PRs that have been proven to be erroneous

using ZOBUX.

Return (ZRL or ZRX) PR Reason Codes Identified by Signature Authority during Turn-In:

- Z1 - Requisition deleted for cause
- Z3 - Request for increase in stock
- Z4 - Item was lost or destroyed
- Z5 - Item turned into another SSA

Transaction Codes (T-Codes): The most common transaction codes for Standard Price and Credit are the following:

ZOBUX - Use this transaction to create and process a return (YRR) purchase requisition (PR) for an expected property return.

ZOAREP - Use this transaction to view the overage reparable report for recoverable items being returned to the Supply Support Activity.

Definitions:

ZRL - A Return PR document type used for an expected return to an SSA that initiates the turn-in of reparable materials from a customer. The Return (ZRL) PR is created automatically by GCSS-Army when a reparable material is PGI to a Customer's bin by the SSA.

ZRX - A Return PR document type used for an unexpected return to an SSA that initiates the turn-in of reparable materials from a remote Customer. The Return (ZRX) PR is automatically created when the NSN for a dedicated order is received by the GCSS-Army for a reparable material that is being sent to a remote Customer.

ZXS - A Return PR document type used for an unexpected return that has no corresponding issue.

- a. This process is initiated when the supporting SSA creates the Return (ZXS) PR using the Monitor Recoverable/Reparable (ZOBUX) transaction.
- b. This process is initiated when a Wave2 Customer creates the Return (ZXS) PR using the Create Purchase Requisition (ME51N) transaction.

Traffic Lights: Traffic light parameters are defaulted to 30 days.

Material Management: Accountable Officers will work with Level I MM to assist with their area of responsibility regarding clearing overage reparable items from supported units.

Level I Materiel Managers	Clear Overage Repairable for Plant 2001
Level II Materiel Managers	Oversight
Level II Materiel Mangers	Oversight
Execution Management	Dependent on internal operations
Execution (AWCF)	Verify Signature Authority- Work with Level I MM
Execution (OMA)	Clear Overage Repairable for Plant 200

Summary of Changes:

Added: 08 November 2022

9.2 Turn-in. The SSA's turn in section is responsible for receiving supplies turned to the supply system. These returns are known as turn-ins. Turn-in include unserviceable authorized property, Found on Installation (FOI), material returned by supported units and property book office (PBO) turned in by unit supply personnel with PBO authorization; unserviceable, recoverable repair parts; and all service able or unserviceable excess property.

9.2.1.4 SSA's Responsibilities. Ensure thorough verification and inspection are conducted prior to accepting the turn-in, advise supported units of any discrepancies discovered during the process, process materials immediately upon accepting the turn-in, educate supported units on any changes made to the local SOP.

9.2.1.5 Items being turn-in going straight to DRMO must be banned and or shrink wrapped. The SSA staff will only receive it and have it shipped to Warner Robbins Air Force Base.

9.2.1.6 If items are address to the SSA, the items will be inventoried, before being signed for. Once inventoried, all items will be put back into its original container, sealed and shipped.

9.2.1.7 All Property Book items that are non-expendable (ARC-N) must have a Proposed Sourcing Decision from DST when turning in to the ISSA.

Added: 26 January 2023

Under 9.2.1.2

ESDS items turned in as Condition Code (CC) "A" must sustain original packaging. ESDS items that have incorrect, damaged, or deficient packaging are no longer in an issuable condition and needs to be classified as CC 'F', requiring a full technical inspection.

inserted under 9.2.1.2

HAZARDOUS MATERIAL (HAZMAT) RECEIVEING OF HAZMAT

1. Preliminary Inspection:

Prior to commencing the off-loading of cargo known to include hazardous materials, a preliminary inspection will be performed to detect damage that might have been caused during transit by improper loading, blocking, or bracing. Care will be taken to ensure leakage or spills of liquids, or solids are detected at this time. An indication of concealed damage is the presence of odors.

Should the preliminary inspection disclose actual or suspected damage, the conveyance will be closed, and receipt processing actions will be terminated immediately. The circumstances will be reported to the immediate supervisor who will take actions to report and resolve the matter IAW locally published procedures.

2. Identify Hazardous Material

Inbound hazardous materials will be inspected for piece count, evidence of physical damage, and identification verification. Receiving inspection should verify that the following information is available –

- (a) National Stock Number (NSN) and Part Number (PN)
- (b) Contracting and Government Entity (CAGE)
- (c) Unit of issue
- (d) Quantity of material.
- (e) Shelf-life code (i.e., type I or II), expiration date or inspection/test date.
- (f) Safety Data Sheet (SDS)
- (g) Hazard Characteristic Code (HCC)

STORAGE, MAINTAINANCE AND ISSUANCE OF HAZMAT

1. Store and maintain hazardous materials IAW the segregation and separation chart shown in TM 38-410, Appendix C.

2. SDS must be readily available for each hazardous material.

3. Perform COSIS to ensure that hazardous materials items are always in a ready-for-issue condition IAW applicable DoD standards or other appropriate technical documentation. COSIS program actions include scheduled inspections of material in storage; properly identifying items; determining the adequacy of the

storage environment, preservation, packing, and marking; inspecting shelf-life dates; and arresting all forms of deterioration that will adversely affect the end use of the item.

4. Select stock based upon SL criteria/FIFO principles for shelf-life items. For non-SL items, the policy is to use most efficient pick path thereby limiting the number of locations to pick.

5. Maintain required segregation of hazardous materials from time and point of issue until material movement to the packaging operation

For more detailed guidance on HAZMAT management, storage, and transportation, refer to DA PAM 710-7, TM 38-410, Title 49 CFR and DTR, Part II, Chapter 204.

Added: 18 March 2024

AR 710-4 supersedes the following portions of AR 710-2: Chapter 1: Sections I, II, III, IV, and VI. Chapter 2: Sections I, II, IV, V, VI, IX, and X. Appendices: B, F, and G.

DA PAM 710-2-1 is inactive and discontinued use.

Updated Abbreviations and Definitions

3.0: Ensure authorized personnel are on site with proper Common Access Card (CAC) identification and updated DA Form 1687 or Contractor memorandum, along with Assumption of Command Orders or Appointment Memorandum on file, to handle all supply transactions. Commanders will not delegate or appoint contractor personnel on DA Form 1687 to sign for, turn in, or transfer government equipment or supplies. The KO, COR, or PA will sign a memorandum appointing the contractor with the specified responsibilities and designating the UIC and DoDAAC requiring support. Use either digital or ink signature on the memorandum. IAW AR 710-4; E-3.

6.1: The mission of the ISSA is to provide Class II, III(P), IV, VII, IX supply support to all installation customers.

7.2 Accountable Property Systems of Record (APSR) as the mandatory method to perform automated supply transactions, such as Global Combat Support System-Army (GCSS-Army).

8.3.4 8.3.4 All DD Form 1348-1A MROs will be completed with customer printed name, signature, and quantity received in block 10, in the space provided on the MRO. In compliance with audit readiness testing, Wave 2 customers are responsible for conducting the Post Good Receipt (PGR) IAW HQDA EXORD 223-17; once their supplies are manually signed for.

8.9.1 8.9.1 Units must submit the Product Quality Discrepancy Report (PQDR) through the appropriate item manager/automated website. Units should contact the Logistics Assistance Representative (CECOM/AMCOM etc.) if assistance is required to submit the PQDR. IAW AR 702-7-1.

Appendix A: Sample of DA Form 1687 dated December 2023 with Table E-1 Completion Instructions IAW AR 710-4.

Appendix C: Document Purge Memorandum

Appendix E: Sample Contractor Delegation Memorandum

Appendix F: Sample Assumption of Command Memorandum

Appendix G: ASC Pamphlet Excerpt (Standard Price and Credit)